

RX SERIES

Overwhelming power to lift the world




KIOTI®



RX Series utility tractors bridge the gap between value and raw power, empowering farmers, ranchers, and stockmen to tackle demanding tasks with ease. Advanced features like three smooth-shifting transmission options, electronic 3-point hitch, torque control, a heavy lift capacity, and spacious 5-pillar cab let you work smarter, not harder. From hauling hay to brush clearing, to tilling, or maintaining livestock, the RX Series manages tough tasks without breaking the bank. It is the ideal choice for anyone who needs a versatile, powerful, and cost-effective workhorse on their land.

- 66 -73 HP
- Kioti 4-Cylinder In-Line Vertical, Water-Cooled Turbo Diesel Engine
- Synchro Shuttle, Power Shuttle, or Power Shuttle with Creeper Transmission
- Torque Compensation
- Electronic 3-Point Hitch
- Push Button Engaged 4WD and Mechanical Differential Lock
- Up to 2,253kg.f 3-Point Lift Capacity
- 540 / 540E PTO
- Spacious Cab w/Panoramic Views (Cab Models)
- Optional Instructor Seat (Cab Models)

A Spacious and Comfortable Work Environment

The RX Series ensures a pleasant work experience characterized by comfort and relaxation. With cutting-edge technology, it caters to operators' needs from the moment they step onto the machine to the moment they disembark after completing their work, ensuring continuous comfort throughout.



Power Steering

Minimizes the effort required to make tight, repetitive turns. The steering wheel tilts with the simple push of lever, allowing easy adjustment to fit the operator's needs.



Projection Head and Working Lamp

The LED projection head and working lamp pierce the darkness, casting a wide, clear beam that illuminates your field for safe, precise maneuvering even after sunset.



Expansive 5-Pillar Cab (Cab Models)

The 5-pillar cab's unobstructed panoramic view puts every field corner within sight. Expansive windows and extra headroom banish blind spots and cramped quarters, letting you maneuver with confidence and ease.




Deluxe Suspension Seat (Cab Models)

The ergonomically designed, fully adjustable suspension seat cradles you in support, no matter how harsh the ride. A handy pocket on the back of the seat gives you instant access to the operator's manual.



Optional Instructor Seat (Cab Models)

Minimizes the effort required to make tight, repetitive turns. The steering wheel tilts with the simple push of lever, allowing easy adjustment to fit the operator's needs.



Hydraulic Independent PTO


A safety interlock prevents the engine from starting when the PTO switch is left on. All models have a manual or automatic PTO option. When the Auto PTO is engaged, it shuts off automatically when the 3-point control is raised, ensuring safety.



Climate Control System (Cab Models)

The cab models offer optimal temperature control keeping operators cool in the summer and warm in the winter, ensuring they stay comfortable, focused, and productive all year around.





01_ Fuel Efficient Diesel Engine

KIOTI 4-Cylinder in-line vertical, water-cooled turbo diesel, CRDI engine improves fuel efficiency while reducing noise levels. Offers the operator a quiet work environment with powerful performance.

02_ Torque Compensation

Enables the engine to maintain a consistent and stable torque level under all conditions. Prevents stalling or the loss of grip, while reducing driver fatigue.

03_ Multiple Transmission Options

Three transmission options make it a great choice for any job. Choose from the 12F x12R synchronized shuttle, 12F x12R power shuttle or 20F x20R power shuttle with creeper.

Enhanced Outstanding Performance

The ultimate goal of using a tractor is to increase productivity. The RX Series contributes to boosting productivity based on outstanding technology, also boasting the highest performance among similar models with differentiating functions and equipment.



Power Shuttle Lever (Power Shuttle Models)

Effortlessly change forward and reverse direction with the Power Shuttle Lever, no clutch pedal required.



Electronic 3-Point Hitch

Allows for effortless implement control with the flick of a wrist. Takes the guesswork out of raising and lowering implements, ensuring precise positioning and operator comfort.



Streamlined Hood Design

The hood design provides the operator with excellent visibility and the vertical opening enables quick and convenient access for maintenance.



Push Button 4 Wheel Drive

4WD is engaged with the simple push of a button. Auto 4WD engagement allows for increased brake performance.



High Fuel Capacity

The 26-gallon fuel tank lets you power through productive hours without interruption. Stay informed with a fuel indicator lamp and buzzer, so you never run dry unexpectedly.



PTO Cruise Control

With one touch, engine speed can be set to maintain a steady RPM for maximum working efficiency. Once engaged, operators can easily adjust RPM up or down with a simple switch.



Fast Traveling Speeds

Increased traveling speeds of up to 38.5 km/h allow your work to be done quicker.



Remote Hydraulic Valves and Joystick

Standard single lever joystick for easy loader or front implements operation. A standard single remote valve (additional valves optional) accommodate a wide variety of attachments and implements.

Refined Design with a High-end Feel

Owning an RX series tractor is a source of genuine pride, symbolizing a deep appreciation for quality. Its refined design not only accentuates the authentic essence of a tractor but also captivates with its high-tech and high-end feel.



Hexagon Grill and Side Panels
Incorporating a hexagonal grille inspired by the KIOTI logo, enhances brand identity and leaves a lasting impression with its distinctive and impactful design.



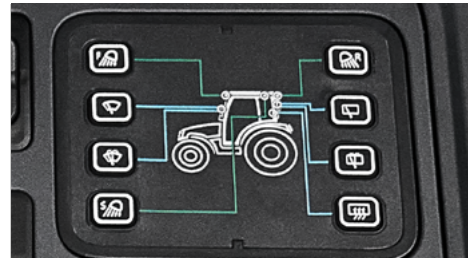
2 LED Head Lamps
Distinguished by its unique design with 3D vertical head lamps optimized for the proportions of the tractor bonnet.



Grouping of Levers and Switches
Levers and switches used to conduct similar tasks are grouped for better convenience.



Bottom Seat Cover
A beige injection cover has been applied to conceal exposed steel plates and bolts to complete a more refined environment.



Electrical Switches with Enhanced Visibility
Added tractor images and arrows to working lamps to boost visibility.



Left/Right 2 Steps
Installed steps on both sides where the bottom level is adjustable to enable workers to easily get on and off anywhere. Installed plates help blow foreign residues from wheels.



Front/Rear Wiper
Enhanced the front wiper motor capacity while introducing user modes for improved performance, facilitating effortless visibility enhancement by effectively clearing away dirt and dust.



Cluster with A New Design
A new GUI design to the cluster to emphasize a high-tech and refined image.



SPECIFICATION

ITEM		EU ROPS POWER SHUTTLE		EU CABIN POWER SHUTTLE		GE CABIN POWER SHUTTLE	TR CABIN POWER SHUTTLE	
		RX7040P-EU	RX8040P-EU	RX7040PC-EU	RX8040PC-EU	RX8040PC-GE	RX8040PC-TR	
Engine	Daedong engine type		4H243T-TP5A	←	←	←	4H243T-TP5A	4H243T-TP5A
	Engine gross power	HP(kW)	66.4(49.5)	73.1(54.5)	66.4(49.5)	73.1(54.5)	73.1(54.5)	73.1(54.5)
	Total displacement	cc(cu.in)	2,435(148.6)	←	←	←	2,435(148.6)	2,435(148.6)
	Fuel tank	ℓ(us gal)	100(26.4)	←	←	←	100(26.4)	100(26.4)
External dimensions	Overall length	mm	4,295	←	←	←	4,295	4,295
	Overall width	mm	2,024	←	←	←	2,024	2,024
	Overall height	mm	2,917	←	2,825	←	2,825	2,825
	Wheel base	mm	2,170	←	←	←	2,170	2,170
	Ground clearance	mm	400	←	←	←	400	400
	Weight with ROPS	kg.f	2,745	2,836	-	-	-	-
	Weight(including cabin, excluding front weight)	kg.f	-	-	3,091	3,182	3,182	3,182
Tires	Agricultural	Front	11.2-24	←	←	←	11.2-24	11.2-24
		Rear	16.9-30	←	←	←	16.9-30	16.9-30
Drive train	Transmission	Shuttle	Power shuttle	←	←	←	Power shuttle	Power shuttle
		Speeds	20×20	←	←	←	20×20	20×20
	PTO type		Independent	←	←	←	Independent	Independent
	4-wheel drive		Hydro multi wet disc clutch	←	←	←	Hydro multi wet disc clutch	Hydro multi wet disc clutch
	ground speed	km/h	38.5	←	←	←	38.5	38.5
Hydraulic system	3 Point lift control type		Electronic control	←	←	←	Electronic control	Electronic control
	Total hydraulic flow	lpm(cc/rev)	78(30)	←	←	←	78(30)	78(30)
	Max. lifting capacity (610mm behind)	kg.f	2,253	←	←	←	2,253	2,253
	No.of port on standard remote valves (Front/Rear)		4	←	←	←	6	6



DAEDONG KIOTI Europe B.V.

World Trade Center Rotterdam Beursplein 37

3011 AA Rotterdam Nederlands

Toll free +31(0) 85 10 63 580

E-mail info@kioti.eu

Web kioti.eu